

## **WORKSHOP CARTS WITH WORKTOP**

Neatly processed sectional/tubular steel construction • Powder coated blue RAL 5007 • Work surface of 22 mm thick beech plywood, with 80 mm high steel sheet skirting on 3 sides • Leaf-doors and cupboards of first-class workmanship • Flush grips (not protruded) • 4/5 ball bearing mounted drawer • Safety locks • Powder coated body grey RAL 7035 and front blue RAL 5007 • 2 castors and 2 fixed wheels, wheels with solid rubber tyres, hubs with roller bearings • Castors with wheel locks



## Modular system

Workshop cart in sectional/  
tubular steel construction,  
powder-coated, blue RAL 5007.

Surface out of beech plywood,  
22 mm thick with skirting on  
3 sides, 80 mm high.

2 castor wheels and 2 fixed  
wheels, solid rubber tyres  
160 x 40 mm, castors with  
wheel locks, **according to  
EN 1757-3.**

Height of surface: 850 mm  
Total length: 1220 mm  
Total width: 650 mm.

### 2435

1 additional shelf and  
1 lockable steel cupboard with  
leaf-door, 1 fixed and  
2 adjustable shelves. 500 mm  
wide, 600 mm deep and  
600 mm high. Powder-coated,  
grey carcass RAL 7035,  
blue front RAL 5007.

### 2436

as 2435 but with  
1 additional drawer with ball  
pull-out and cylinder lock.

H x W x D =  
105 x 415 x 490 mm.

Without additional shelf.

### 2437

1 additional shelf and  
1 centrally lockable  
cupboard of drawers,  
3 drawers 120 mm high and  
1 drawer 180 mm high.  
Ball pull-out and pull-out lock.  
4/5-pull-out.

500 mm wide, 600 mm deep  
and 600 mm high. Powder-  
coated, grey carcass RAL 7035,  
blue front RAL 5007.

### 2438

1 steel cupboard and  
1 cupboard of drawers as  
2435 and 2437.

Capacity per shelf in cupboards  
30 kg, 25 kg per drawer.

*\* Please add order no. of the  
respective cart to this order no.  
(e.g.: 2148-2437)*

### Add-on kits

*Cable drum and compressed air  
hose drum also suitable for all  
table top and workshop carts  
(pages 28/29 and 31).*

**Accessories on page 92**



2435



2436




2437



2438



**Vice**  
forged.



**Drawer subdivision-set**  
made of galvanized steel sheet,  
insertable. 2 longitudinal parti-  
tions and 6 dividing sheets



**Cable drum**  
thermo protected (acc. to VDE)  
coated cable 3 x 1.5  
Kit



**Drum for compressed air hose,**  
25 m hose, type NW 6  
Kit

	Order no.	Capacity kg	Wheel Ø mm	Platform size L x W mm	Net weight kg
<b>Workshop carts</b>	2435	400	160	1120 x 650	68
	2436	400	160	1120 x 650	66
	2437	400	160	1120 x 650	86
	2438	400	160	1120 x 650	94
<b>Vice, jaw width 100 mm</b>	2144	-	-	-	-
<b>Vice, jaw width 125 mm</b>	2145	-	-	-	-
<b>Drawer subdivision-set*</b>	2148	-	-	-	-
<b>Cable drum</b>	2151	-	-	-	-
<b>Drum for compressed air hose</b>	2153	-	-	-	-

**Modular system**

Steel tube and sectional steel welded, powder coated, surface durably protected, resistant to impact and scratches, platform made of derived timber material boards, surface beech grain.

2 castor and 2 fixed wheels, solid rubber tyres 200 x 50 mm or pneumatic tyres, extra price. Castors with wheel locks, according to the European Standard EN 1757-3.

Shelf heights:

Solid rubber tyres: 275/905 mm

Pneumatic tyres: 285/915 mm

Carrying capacity upper shelf 200 kg.

**2432 | 2433**

1 lockable steel cupboard with leaf door, 1 fixed and 2 adjustable shelves:

2432: 500 mm wide, 700 mm deep, 600 mm high.

2433: 600 mm wide, 800 mm deep, 600 mm high.

Powder coated, grey carcass RAL 7035, front blue RAL 5007.

**2474**

1 centrally lockable drawer cupboard with 3 drawers 120 mm high and 1 drawer 180 mm high. Ball pull-out and pull-out stop. 4/5-pull-out. 500 mm wide, 700 mm deep and 600 mm high. Powder coated. Carcass grey RAL 7035, front blue RAL 5007.

**2475**

2 lockable steel cupboards with 1 fixed and 2 adjustable shelves, 500 mm wide, 700 mm deep and 600 mm high.

**2476**

1 steel cupboard and 1 drawer cupboard as 2432/2474.

Carrying capacity per shelf in cupboards 30 kg, per shelf 25 kg.

\* Please add order no. of the respective cart to this order no. (e.g.: 2148-2474)

Accessories on page 92



2432 | 2433



2474



2475




2476

**Add-on kit**

for table top carts, steel plate drawer with ball pull-out and cylinder lock.

Height x Width x Depth inside 105 x 410 x 475 mm

**Drawer subdivision-set**

made of galvanized steel sheet, insertable. 2 longitudinal partitions and 6 dividing sheets. For drawers in cupboards order no. 2148. For single drawers order no. 2148 ES.

**Table tops**

for all types on this page beech plywood 22 mm, size 1150 x 750 mm, to be bolted onto existing platform.

	Order no.	Capacity kg	Wheel Ø mm	Platform size L x W mm	Net weight kg
<b>Workshop carts</b>	2432	500	200	1050 x 700	79
	2433	500	200	1250 x 800	89
	2474	500	200	1050 x 700	92
	2475	500	200	1050 x 700	102
	2476	500	200	1050 x 700	114
<b>Add-on-kit</b>	2149	-	-	-	-
<b>Drawer subdivision-set*</b>	2148	-	-	-	-
<b>Drawer subdivision-set</b>	2148 ES	-	-	-	-
<b>Table tops</b>	2140	-	-	-	-

# STEEL SHEET WORKSHOP CARTS



2450

Workshop cart made of steel sheets with 1 cupboard, 1 fixed and 2 adjustable shelves, and drawers with sliding guide. Centrally lockable by cylinder lock.

Working platform beech plywood 19 mm.

2 castor and 2 fixed wheels, solid rubber tyres 160 x 40 mm, castor wheels with lock.

Powder coated, carcass grey RAL 7035, front blue RAL 5007.

Working height: 920 mm

Total length: 1080 mm

Total width: 590 mm.

Flat packed for easy self assembly.

## 2450

6 drawers

H x W x D

95 x 280 x 470 mm



2452

## 2452

4 drawers

H x W x D

1 pc. 105 x 280 x 470 mm

2 pcs. 160 x 280 x 470 mm

1 pc. 210 x 280 x 470 mm



### 12450/12452

Working platform with skirting on three sides

80 mm high, made of powder coated steel sheet.

Flat packed for easy self assembly.



### Drawer subdivision-set

made of galvanized steel sheet, insertable.

1 longitudinal partition and 4 dividing sheets

	Order no.	Capacity kg	Wheel Ø mm	Platform size L x W mm	Net weight kg	
<b>Workshop carts</b>	2450	400	160	985 x 590	70	
	2452	400	160	985 x 590	68	
<b>Workshop carts with skirting</b>	12450	400	160	985 x 590	75	
	12452	400	160	985 x 590	75	
<b>Drawer subdivison set</b>	2146	-	-	-	-	

Accessories on page 92



## **LIGHT WORKSHOP CARTS**

For operation in the company on leveled floors with limited load capacity • A combination of light table top carts with drawers, steel cupboards and drawer cupboards • Neatly processed sectional/tubular steel construction • Powder coated blue RAL 5007 • Derived timber material boards housed in the frame, face beech grain • Drawers, leaf-doors and drawer cupboards in first-class workmanship • Flush grips (not protruded) • 4/5 ball bearing mounted drawer • Safety locks • Powder coated body grey RAL 7035 and front blue RAL 5007 • 2 castors and 2 fixed wheels, wheels with solid rubber tyres, hubs with roller bearings • Castors with wheel locks





2631



2632



2633



2634




2635



#### Add-on kit

for table top carts, steel plate drawer with ball pull-out and cylinder lock.

Height x Width x Depth inside  
105 x 410 x 475 mm



#### Drawer subdivision-set

made of galvanized steel sheet, insertable. 2 longitudinal partitions and 6 dividing sheets. For drawers in cupboards order no. 2148. For single drawers order no. 2148 ES.

### Modular system

Table top carts, tubular steel welded and powder coated, surface durably protected, resistant to impact and scratches, shelves made of derived timber material boards, in a frame of angle steel, height of rim 12 mm, 2 castor wheels and 2 fixed wheels with solid rubber tyres, hubs with roller bearings. Castors with wheel locks, according to the European Standard EN 1757-3.

#### 2631

2 platforms with all-round skirting, 12 mm high. Shelf heights 190 and 810 mm. 1 lockable steel cupboard with 1 fixed and 2 adjustable shelves, 500 mm wide 600 mm deep and 600 mm high. Powdercoated, grey carcass RAL 7035, blue front RAL 5007. Drawer made of steel sheet with ball pull-out. 410 mm wide, 475 mm deep and 105 mm high (interior dimensions). Powder coated blue RAL 5007.

#### 2632

3 platforms with all-round skirting, 12 mm high. Shelf heights 190, 500 and 810 mm 1 lockable steel cupboard with 1 fixed and 2 adjustable shelves, 500 mm wide 600 mm deep and 600 mm high. Powder coated, grey carcass RAL 7035, blue front RAL 5007.

#### 2633

1 platform with all-round skirting, 12 mm high. Height 810 mm. 2 lockable steel cupboards with 1 fixed and 2 adjustable shelves, 500 mm wide 600 mm deep and 600 mm high.

#### 2634

3 platforms with all-round skirting, 12 mm high. Shelf heights 190, 500 and 810 mm. Centrally lockable cupboard with 4 drawers (3 x 120 mm high and 1 x 180 mm high) with ball pull-out and pull-out stop. 4/5-pull-out. 500 mm wide, 600 mm deep and 600 mm high.

#### 2635

1 platform with skirting, 12 mm high. Height 810 mm. 1 steel cupboard as 2632 and 1 cupboard with drawers as 2634.

**Capacity per shelf in cupboards 30 kg, per drawer 25 kg.**

*\* Please add order no. of the respective cart to this order no. (e.g.: 2148-2634)*

**Accessories on page 92**

	Order no.	Capacity kg	Wheel Ø mm	Platform size L x W mm	No. of shelves	Net weight kg
<b>Table top carts</b>	2631	250	125	1000 x 600	2	60
	2632	250	125	1000 x 600	3	61
	2633	250	125	1000 x 600	1	69
	2634	250	125	1000 x 600	3	78
	2635	250	125	1000 x 600	1	87
<b>Add-on-kit</b>	2149	-	-	-	-	-
<b>Drawer subdivision-set*</b>	2148	-	-	-	-	-
<b>Drawer subdivision-set</b>	2148 ES	-	-	-	-	-

## 2445

### Roller cupboard

Leaf-door cupboard, lockable, 1 fixed and 2 adjustable shelves, 500 mm wide, 600 mm deep and 600 mm high.

Surface out of beech plywood, 22 mm thick with skirting on 3 sides, 80 mm high.

2 castor wheels and 2 fixed wheels, solid rubber tyres.

Castors with wheel locks, according to the European Standard EN 1757-3 (safety of platform trolleys).

Powder-coated, grey carcass RAL 7035, blue front RAL 5007.

Height of surface: 795 mm, Total length: 650 mm, Total width: 550 mm.



2445 Roller cupboard



2446 Roller cupboard

## 2446

### Roller cupboard

Cupboard of drawers, centrally lockable, 3 drawers 120 mm high and 1 drawer 180 mm high. Ball pull-out and pull-out lock otherwise as 2445.

## 2448

### Rolling desk

as 2445 but instead of a work surface it has a fit-on desk-top made of powder-coated steel plate. Desktop foldable.

Surface height 1050/1200 mm.



2448 Rolling desk



2449 Rolling desk


## 2449

### Rolling desk

as 2446 but instead of a work surface it has a fit-on desk-top made of powder-coated steel plate. Desktop foldable.

Surface height 1050/1200 mm.

Capacity per shelf in cupboards 30 kg, 25 kg per drawer.



#### Drawer subdivision-set

made of galvanized steel sheet, insertable. 2 longitudinal partitions and 6 dividing sheets. For drawers in cupboards order no. 2148.

*\* Please add order no. of the respective cart to this order no. (e.g.: 2148-2446)*

	Order no.	Capacity kg	Wheel Ø mm	Platform size L x W mm	Net weight kg
Roller cupboards	2445	150	125	650 x 550	35
	2446	150	125	650 x 550	54
Rolling desks	2448	150	125	-	41
	2449	150	125	-	60
Drawer subdivision-set*	2148	-	-	-	-



5834



5836



5844



5854



5856



5858

## Rolling desks

Steel tube and sectional steel welded, bolted construction, powder coated blue RAL 5007. 4 castor wheels with TPE tyres 125 x 32 mm, 2 wheel locks, hubs with plain bearings.

**Easy movement across angles and barriers because of the big wheels.**

### 5834

Surface made of derived timber material, 605 mm wide und 589 mm deep, with stop bar. 2 screw-down shelves, upper shelf centred shrewable for the possibility of 2 folders on top of each other.

Surface height: 1100/1195 mm  
Height shelves: 296, 917 mm  
Total length: 605 mm  
Total width: 695 mm  
Capacity per shelf 50 kg.

### 5836

as 5834, but with 1 lockable steel cupboard (W x D x H: 500 x 600 x 600 mm) with leaf-door. 1 fixed and 2 adjustable shelves. Powder coated carcass RAL 7035, blue front RAL 5007.

### 5844

1 writing desk made of sheet steel, powder coated, carcass RAL 7035. Desktop foldable, with stick-on writing pad, lockable. Surface height: 1150/1320 mm  
Total length: 600 mm  
Total width: 615 mm

### 5854

as 5844, but of double size with 2 writing desks.

### 5856

as 5854, but without middle shelf, instead with 1 lockable steel cupboard (W x D x H: 500 x 600 x 600 mm) with leaf-door. 1 fixed and 2 adjustable shelves. Powder coated, carcass RAL 7035, blue front RAL 5007.

### 5858

as 5856, but with 2 lockable steel cupboards. Capacity per shelf in cupboards 30 kg.

### 5854 | 5856 | 5858

Surface height: 1150/1320 mm  
Total length: 1095 mm  
Total width: 615 mm

	Order no.	Capacity kg	Wheel Ø mm	Platform size L x W mm	Net weight kg
Rolling desks	5834	100	125	500 x 600	25,5
	5836	100	125	500 x 600	46
	5844	150	125	500 x 600	42
	5854	150	125	1000 x 600	68
	5856	150	125	1000 x 600	76
	5858	150	125	1000 x 600	94



## 5862

Rolling table, steel tube and sectional steel welded, bolted construction, powder coated blue RAL 5007. Table board made of beech plywood, 19 mm thick, surface out of beech decoration.

2 screw-down shelves, variable distance of 50 mm, 1 x folder height possible.

4 castor wheels with TPE tyres 125 x 32 mm, 2 wheel locks, hubs with plain bearings.

Capacity per shelf 50 kg.

Table height 910 mm.

Screw-down shelves 300 und 670 mm high, variable distance of 50 mm.



5862



5864

## 5864

as 5862, but with 1 lockable steel cupboard with leaf-door, 1 fixed and 2 adjustable shelves.

Width 500 mm, Depth 600 mm, Height 600 mm.

Powder coated, carcass RAL 7035, blue front RAL 5007.



5866



5868

## 5866

as 5864, but instead of the middle shelf 1 lockable keyboard drawer, with full extension and pull-out mouse pad.

Table board with cable slot.

## 5868

as 5864, but with 2 lockable steel cupboards.

Capacity per shelf in cupboards 30 kg.



Detailed view keyboard drawer



Blotting pad

for the table board, blue, size 485 x 485 mm.

	Order no.	Capacity kg	Wheel Ø mm	Platform size L x W mm	Net weight kg
<b>Rolling tables</b>	5862	150	125	1120 x 650	42
	5864	150	125	1120 x 650	59
	5866	150	125	1120 x 650	68
	5868	150	125	1120 x 650	76
<b>Blotting pad</b>	5880	-	-	-	-